

Dear Teachers:

We've included the files online to give you the most flexibility in using *Teaching Text Features to Support Comprehension*. All files are listed at the end of this document and in the back of the book.

Many of the Thinksheet PDFs have been made into forms that can be filled in directly on the computer by you and your students. These PDFs are marked with an icon in Appendix F of the book. If you want to print the PDFs, they can be used as overhead transparencies or as handouts for your students. If you want to use them on the computer, you can display them using an interactive whiteboard or students can fill them out on their computers using Adobe Acrobat version 6 and higher.

We hope that you and your students experience much success reading the whole page!

Sincerely,  
Maupin House Publishing, Inc. by Capstone Professional  
North Mankato, MN  
888-262-6135

---

### **Installing Adobe Reader to Open PDFs**

Before opening and using the PDFs, you must first have Adobe Reader 6 or higher installed. You can get the latest version of Adobe Reader online. It is always best to have the latest version of this software as interactive features are being added all the time.

In order to draw within the PDFs, you must have Adobe Acrobat, which has drawing tools. That program is available for purchase from Adobe. If you do not have Acrobat, the PDF can be printed out and drawn on by hand.

To install Adobe Reader, double click the installer icon and allow the installer to guide you.

### **Using Fill-in Form Features in Acrobat**

All fill-in forms should be highlighted when the PDF opens in Adobe Reader. You can click on each highlighted area and type directly in it, or you can “tab” over to each fill-in area. The filled-out PDF can then be saved on your computer as a new file.

# List of Resources Online

“I Want a Dog!” Picture Book (formatted for printing)

“I Want a Dog!” Picture Book (formatted for displaying)

## Chapter 1















 = Fillable PDF form








Table 1.2: Text Feature Definitions and Examples

## Chapter 2




-  Thinksheet 2.1: Give Your Book a Title
- Thinksheet 2.2: Chapter Title Sort Cards
-  Thinksheet 2.3: Create a Cover
- Thinksheet 2.4: Help! Animals Need to Be Rescued Article
-  Thinksheet 2.5: **Bold** and *Italic* Word Detective
- Thinksheet 2.6: Caption Match Sorting Cards
- Print Features Activity #7: Flamingo Feather Image
- Thinksheet 2.7: Where Does It Fit?
-  Thinksheet 2.8: Write a Caption
- Thinksheet 2.9: Text Bullets
-  Thinksheet 2.10: Reading Bullets
-  Thinksheet 2.11: All about Me in Bullets
-  Thinksheet 2.12: Using Bullets to Summarize
- Thinksheet 2.13: Which Sidebar Fits?
- Pets Text
- Readers' Theatre Script: What Are Print Features?

## Chapter 3






- Thinksheet 3.1: Which Picture?
- Thinksheet 3.2: Set in What?
-  Thinksheet 3.3: Inset Hunt
-  Thinksheet 3.4: Cross section Hunt
- Graphic Features Activity #13: How to Read a Diagram
-  Thinksheet 3.5: Explain It! Creating a Diagram
- Thinksheet 3.6: Diagram Rubric
-  Graphic Features Activity #17: What Is a Map? Sentence Frame
-  Thinksheet 3.7: Parts of a Map: What Am I?
-  Thinksheet 3.8: Creating a Map
- Thinksheet 3.9: Map Rubric
- Thinksheet 3.10: Three Little Pigs Timeline
- Thinksheet 3.11: The History of Candy in America Timeline

-  Thinksheet 3.12: Timeline Organizer
- Thinksheet 3.13: Timeline Rubric
-  Thinksheet 3.14: What Am I? The Anatomy of a Graph
-  Thinksheet 3.15: Reading and Answering Questions about a Graph
-  Thinksheet 3.16: Creating a Favorites Graph
-  Thinksheet 3.17: What's Your Favorite \_\_\_\_\_?
- Thinksheet 3.18: Graph Rubric
- Thinksheet 3.19: African Animal Fun Facts
-  Thinksheet 3.20: Reading a Table
-  Thinksheet 3.21: Creating a Table
- Thinksheet 3.22: Table Rubric
- Readers' Theatre Script: What Are Graphic Features?











## Chapter 4

-  Thinksheet 4.1: Write a Table of Contents
- Thinksheet 4.2: Alphabetical Index Sorting Cards
-  Thinksheet 4.3: Create an Index
-  Thinksheet 4.4: What Is a Glossary?
- Readers' Theatre Script: What Are Organizational Features?

## Chapter 5

- Thinksheet 5.1: Examples of Text Feature Cards
- Thinksheet 5.2: Names (Labels) of Text Features
- Thinksheet 5.3: Text Feature Definitions
-  Thinksheet 5.4: Text Feature T-Chart
-  Thinksheet 5.5: Print Feature Scavenger Hunt
-  Thinksheet 5.6: Graphic Feature Scavenger Hunt
-  Thinksheet 5.7: Organizational Feature Scavenger Hunt
-  Thinksheet 5.8: Blank Scavenger Hunt

## Appendix C

-  K-1 Knowledge of Text Features Assessment Score Sheet
-  K-1 Knowledge of Text Features Assessment Class Profile
-  K-1 Knowledge of Text Features Assessment Class Profile Print Features
-  K-1 Knowledge of Text Features Assessment Class Profile Graphic Features
-  K-1 Knowledge of Text Features Assessment Class Profile Organizational Features
-  Grade-Two-and-Up Knowledge of Text Features Assessment Score Sheet
-  Grade-Two-and-Up Knowledge of Text Features Assessment Class Profile
-  Grade-Two-and-Up Knowledge of Text Features Assessment Class Profile Print Features
-  Grade-Two-and-Up Knowledge of Text Features Assessment Class Profile Graphic Features
-  Grade-Two-and-Up Knowledge of Text Features Assessment Class Profile Organizational Features